


# Year 1

## St Saviour's Catholic Primary and Nursery School





Punctuation Power!	
	Spaces between words
<b>A</b>	Capital letters at the beginning of a sentence, for names of people, places, days of the week and 'I' (me)
.	A full stop at the end of a sentence
!	Exclamation marks for surprise
?	Question marks for questions

Joining Ideas
<b>and</b>
fish <b>and</b> chips
bat <b>and</b> ball
Tim <b>and</b> Sam
I love football <b>and</b> I love school.

Super Spellings... I need to know <b>many</b> of these:				
a	the	to	I	no
go	of	is	his	has
he	she	we	me	be
was	my	you	they	are
said	so	some	come	were
there	where	one	do	today
house	by	your	ask	put
full	pull	push	here	love
once	our	says	school	friend

Days of the week			
Monday	Tuesday	Wednesday	
Thursday	Friday	Saturday	Sunday

More than One!	
Use <b>-s</b> and <b>-es</b> to make plurals.	
three bears 	some dishes 

Fantastic Phonics
<p><b>Say</b> the word.</p> <p><b>Split</b> it into phonemes.</p> <p><b>Write</b> the graphemes.</p> <p>Use your phonics knowledge to spell words.</p>
<b>Read and write these:</b>
j v w x y z zz qu ch sh th ng ai ee igh oa oo ar or ur ow oi ear air ure er
ay ou ie ea oy ir ue aw wh ph ew oe au ey a-e e-e i-e o-e u-e

Super Suffixes						
Use <b>-ing</b> , <b>-ed</b> and <b>-er</b> to make new words.						
<table border="1"> <tr> <td>playing</td> <td>played</td> <td>player</td> </tr> <tr> <td>helping</td> <td>helped</td> <td>helper</td> </tr> </table>	playing	played	player	helping	helped	helper
playing	played	player				
helping	helped	helper				

Top Tips
Say your whole sentence out loud first.
Read it back to check that it makes sense and make changes.